



TLI

TLI LIGHTING
www.tlilighting.com.au
Sales@tlilighting.com.au

LINEAR SERIES
www.tlilighting.com.au



TLI

PRODUCT PROFILE

TLI LIGHTING HAS COME UP WITH A COMPREHENSIVE RANGE IN LINEAR SYSTEMS TO SUIT ALL APPLICATIONS. FLEXIBILITY AND SYMMETRY WERE THE MAIN CONSIDERATION WHEN DEVELOPING THIS RANGE, HENCE, RECESSED, SURFACE MOUNTED OR SUSPENDED ARE NO FEAT FOR TLI.

Content

Finished product

Suspended linear lighting series



01 — 16

Recessed linear lighting series



17 — 20


Profile

Suspended series




21 — 22

Recessed series



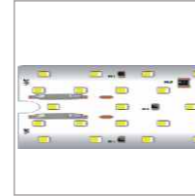
23 — 26

Power Suptly



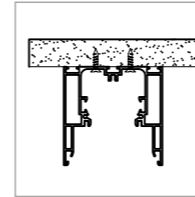
27 — 28

LED Strip & Rigid modular



29


Installation



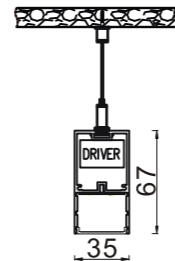
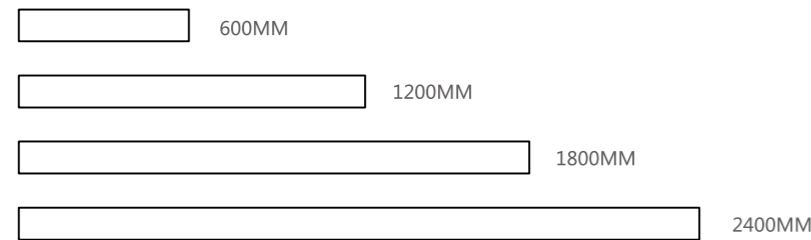
30



TLI-PL3567



Size

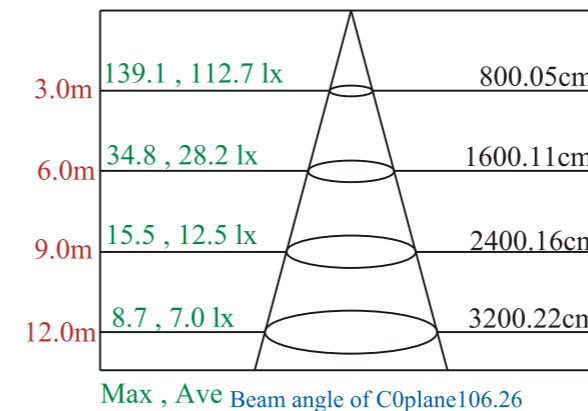


Product Specifications

Product model	Size	Color temperature	Power	Input voltage
TLI-PL3567-06-20W	L600×W35×H67mm		20W	
TLI-PL3567-12-40W	L1196×W35×H67mm	3000K/4000K/6000K	40W	AC100-277V
TLI-PL3567-18-60W	L1790×W35×H67mm		60W	AC200-240V
TLI-PL3567-24-80W	L2386×W35×H67mm		80W	



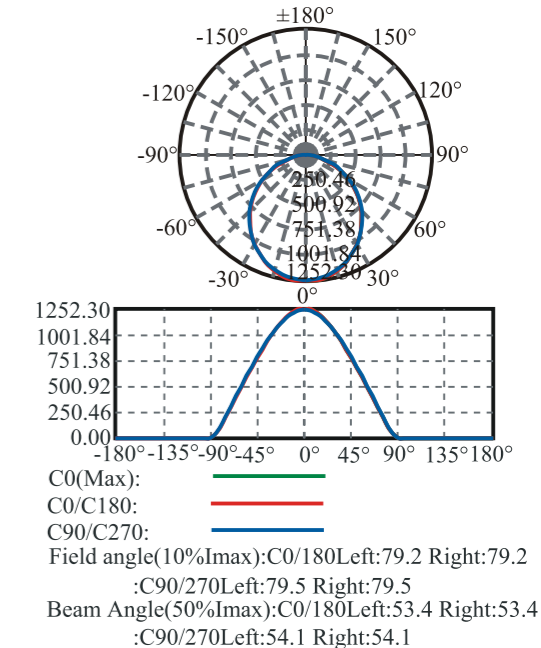
Photometrics




STRAIGHT JOINER ONLY

This extrusion can be joined only in a linear application, therefore no corners or angles are applicable.

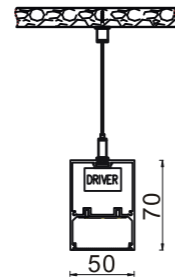
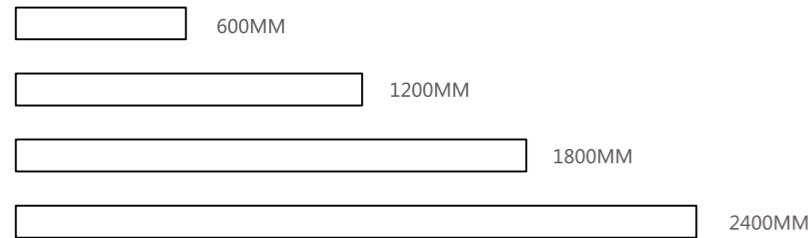
Diffuser lengths are available up to 20m long, therefore if you have multiple joins you have the option to have a clean complete diffuser. Order separately.



TLI-PL5070



Size




Product Specifications

Product model	Size	Color temperature	Power	Input voltage
TLI-PL5070-06-20W	L600×W50×H70mm	3000K/4000K/6000K	20W	AC100-277V AC200-240V
TLI-PL5070-12-40W	L1196×W50×H70mm		40W	
TLI-PL5070-18-60W	L1790×W50×H70mm		60W	
TLI-PL5070-24-80W	L2386×W50×H70mm		80W	

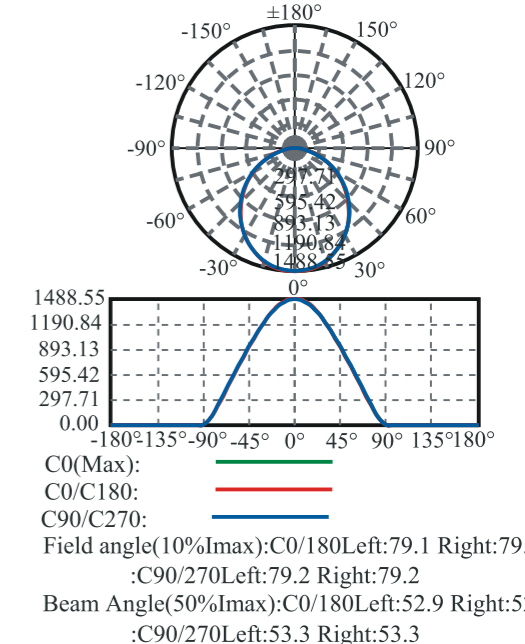


Photometrics

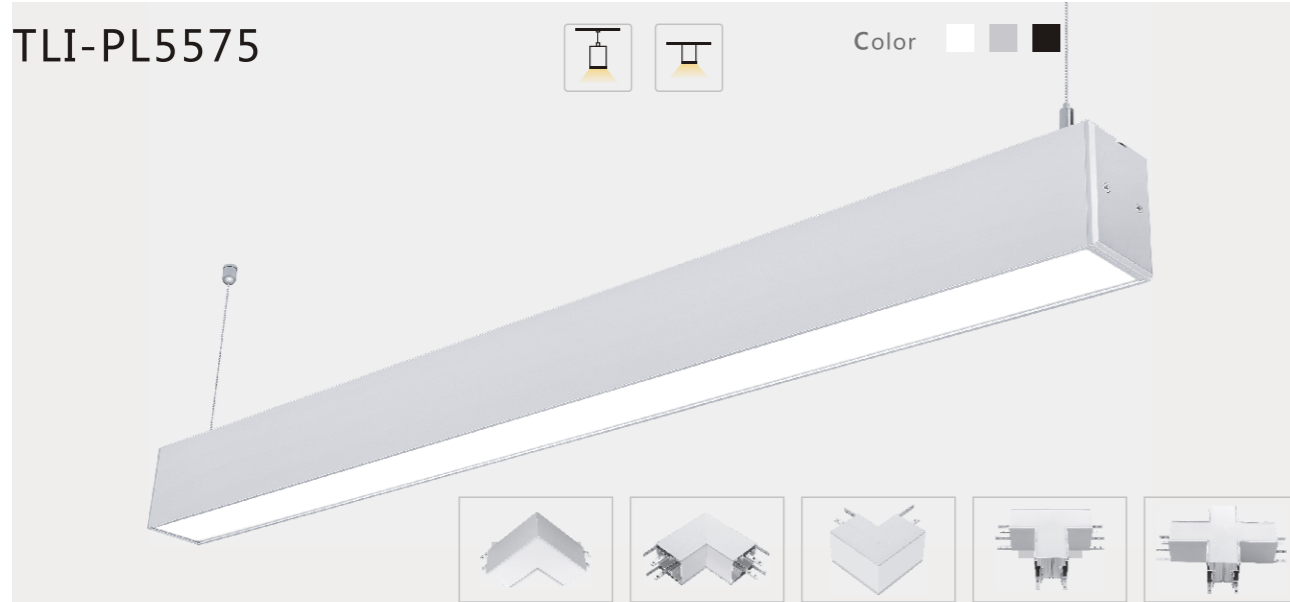


STRAIGHT JOINER ONLY

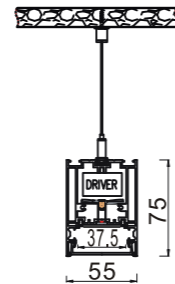
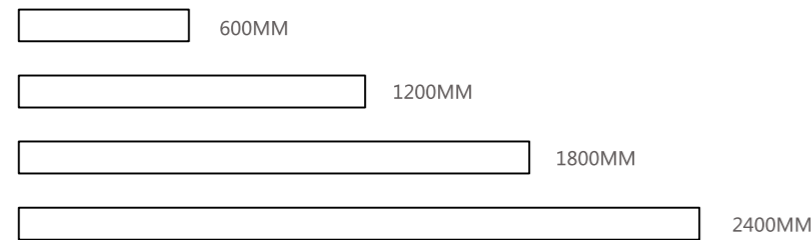
This extrusion can be joined only in a linear application, therefore no corners or angles are applicable.



TLI-PL5575




Size

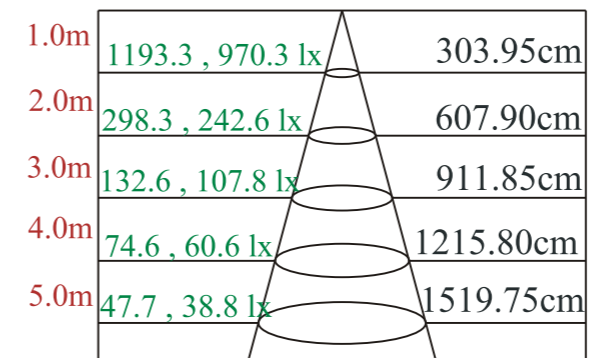


Product Specifications

Product model	Size	Color temperature	Power	Input voltage
TLI-PL5575-06-20W	L605×W55×H75mm		20W	
TLI-PL5575-12-40W	L1200×W55×H75mm	3000K/4000K/6000K	40W	AC100-277V
TLI-PL5575-18-60W	L1795×W55×H75mm		60W	AC200-240V
TLI-PL5575-24-80W	L2390×W55×H75mm		80W	



Photometrics

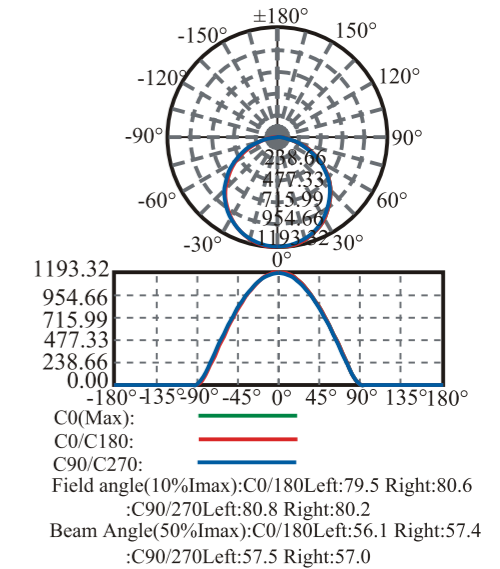


Max , Ave Beam angle of C0plane 113.29


STRAIGHT & CORNER JOINS

This extrusion can be joined in linear or 90 degree accessories. Giving you flexibility in all applications.

Diffuser lengths are available up to 20m long, therefore if you have multiple joins you have the option to have a clean complete diffuser. Order separately.



TLI-PL7040



Size

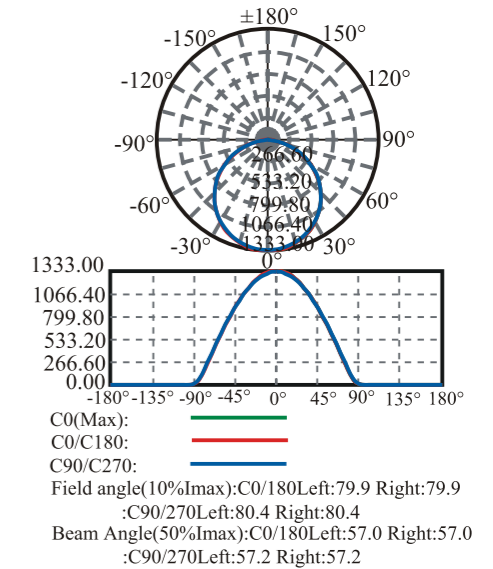


Product Specifications

Product model	Size	Color temperature	Power	Input voltage
TLI-PL7040-12-25W	L1200×W70×H40mm	3000K/4000K/6000K	25W	AC100-277V
TLI-PL7040-24-50W	L2390×W70×H40mm		50W	AC200-240V



Photometrics



STRAIGHT & CORNER JOINS

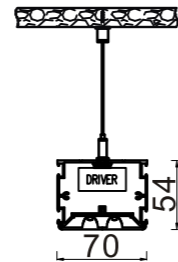
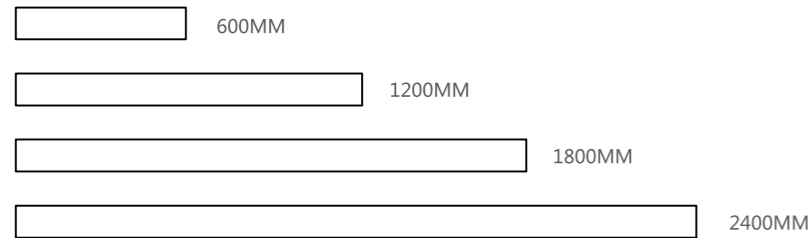
This extrusion can be joined in linear or 90 degree accessories. Giving you flexibility in all applications.

TLI-PL7054



Color

Size

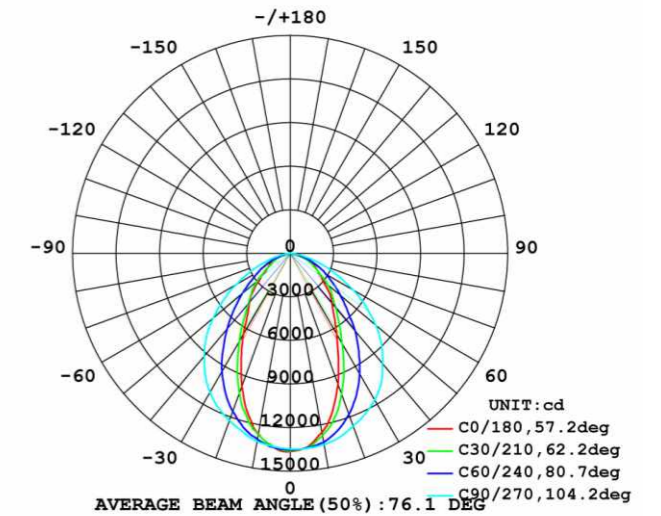


Product Specifications

Product model	Size	Color temperature	Power	Input voltage
TLI-PL7054-06-20W	L600×W70×H54mm	3000K/4000K/6000K	20W	AC100-277V
TLI-PL7054-12-40W	L1196×W70×H54mm		40W	
TLI-PL7054-18-60W	L1790×W70×H54mm		60W	AC200-240V
TLI-PL7054-24-80W	L2386×W70×H54mm		80W	



Photometrics



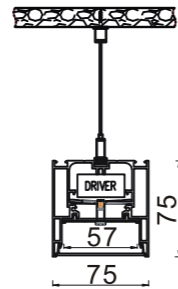
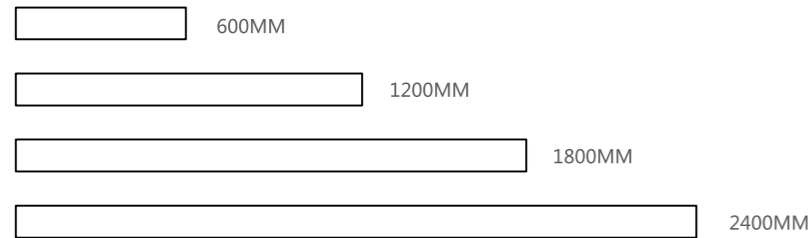
STRAIGHT & CORNER JOINS

This extrusion can be joined in linear or 90 degree accessories. Giving you flexibility in all applications.

TLI-PL7575



Size

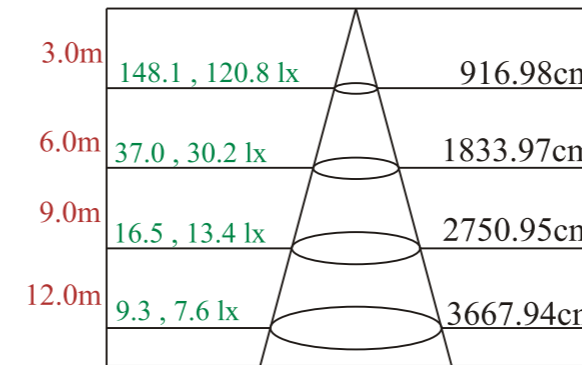


Product Specifications

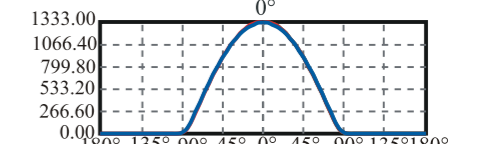
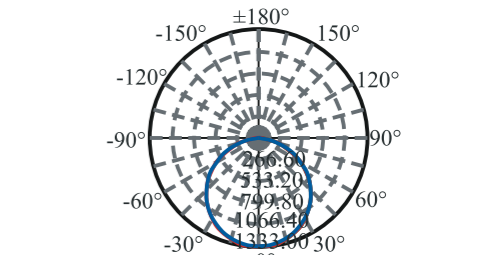
Product model	Size	Color temperature	Power	Input voltage
TLI-PL7575-06-20W	L605×W75×H75mm	3000K/4000K/6000K	20W	AC100-277V AC200-240V
TLI-PL7575-12-40W	L1200×W75×H75mm		40W	
TLI-PL7575-18-60W	L1795×W75×H75mm		60W	
TLI-PL7575-24-80W	L2390×W75×H75mm		80W	



Photometrics



Max , Ave Beam angle of C0plane 113.61




C0(Max):
C0/C180:
C90/C270:
Field angle(10%Imax):C0/180Left:79.9 Right:79.9
:C90/270Left:80.4 Right:80.4
Beam Angle(50%Imax):C0/180Left:57.0 Right:57.0
:C90/270Left:57.2 Right:57.2

STRAIGHT & CORNER JOINS

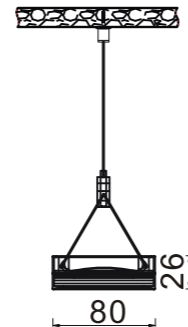

This extrusion can be joined in linear or 90 degree accessories. Giving you flexibility in all applications.

Diffuser lengths are available up to 20m long, therefore if you have multiple joins you have the option to have a clean complete diffuser. Order separately.

TLI-PL8026



Size



Product Specifications

Product model	Size	Color temperature	Power	Input voltage
TLI-PL8026-12-24W	L1200xW80xH26mm	3000K/4000K/6000K	24W	AC200-240V



Photometrics

1.0m	291.9 , 238.8 lx	318.64cm
2.0m	73.0 , 59.7 lx	637.27cm
3.0m	32.4 , 26.5 lx	955.91cm
4.0m	18.2 , 14.9 lx	1274.55cm
5.0m	11.7 , 9.6 lx	1593.19cm

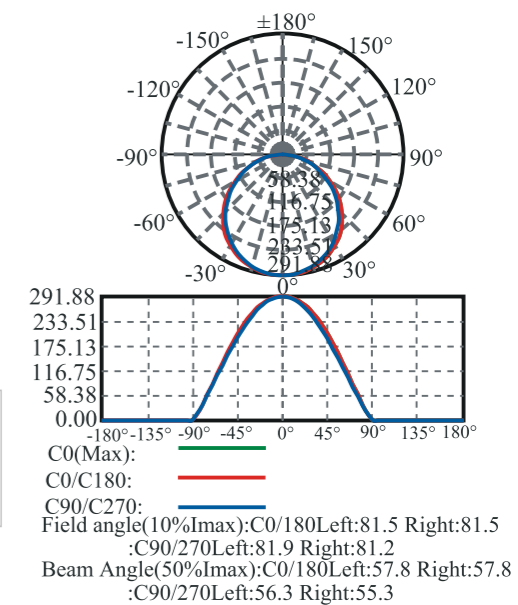
Max , Ave Beam angle of C0plane115.77

Profile Image




NO JOINS

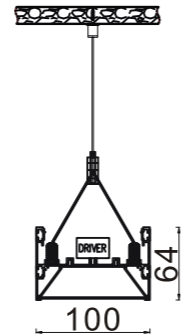
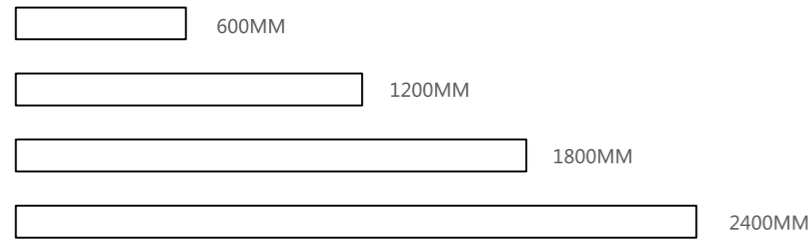
This extrusion only comes as a made to order length, there is no accessories to join this system.



TLI-PL10064



Size

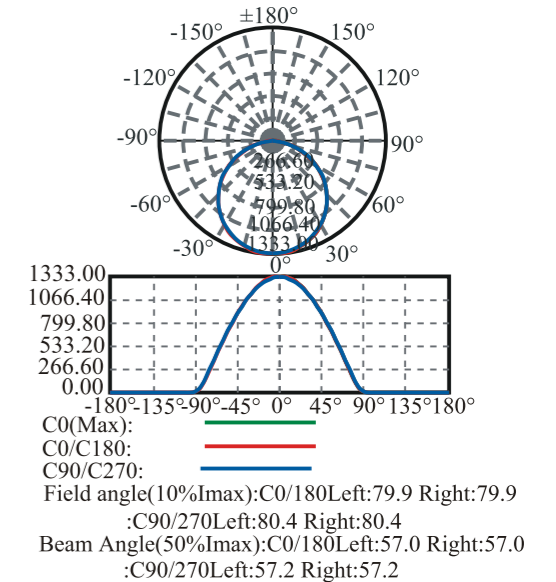
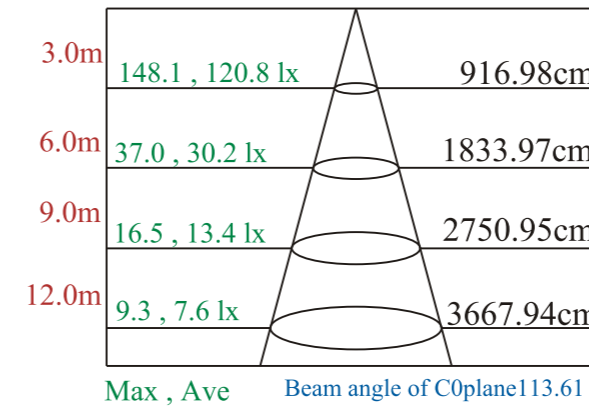


Product Specifications

Product model	Size	Color temperature	Power	Input voltage
TLI-PL10064-06-20W	L605×W100×H64mm	3000K/4000K/6000K	20W	AC100-277V AC200-240V
TLI-PL10064-12-40W	L1200×W100×H64mm		40W	
TLI-PL10064-18-60W	L1795×W100×H64mm		60W	
TLI-PL10064-24-80W	L2390×W100×H64mm		80W	




Photometrics



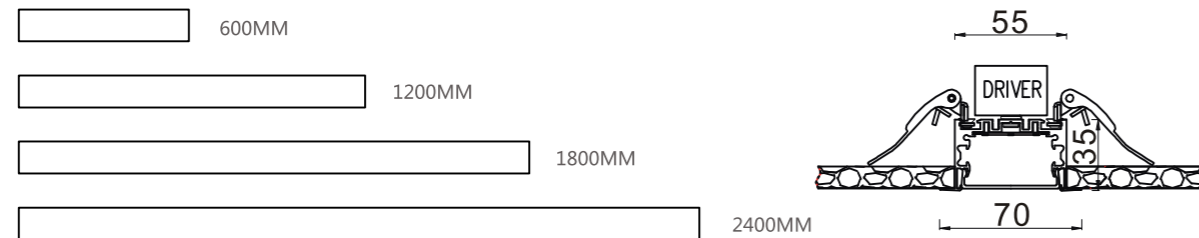
STRAIGHT & CORNER JOINS

This extrusion can be joined in linear or 90 degree accessories. Giving you flexibility in all applications.

TLI-PL7035R



Size



Product Specifications

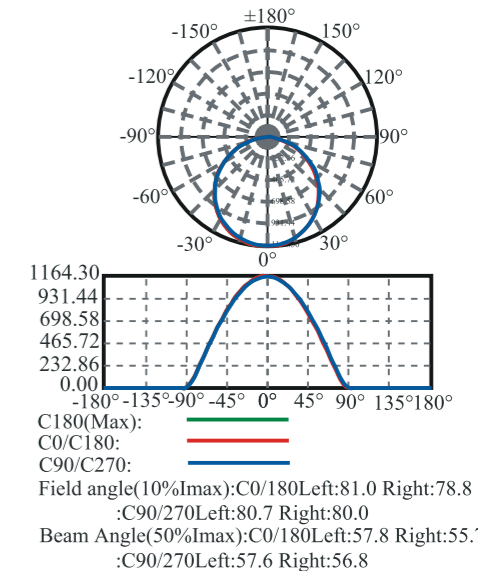
Product model	Size	Hole size	Color temperature	Power	Input voltage
TLI-PL7035R-06-20W	L616×W70×H35mm	L605×W60×H60mm		20W	
TLI-PL7035R-12-40W	L1211×W70×H35mm	L1200×W60×H60mm	3000K/4000K/6000K	40W	AC100-277V
TLI-PL7035R-18-60W	L1806×W70×H35mm	L1800×W60×H60mm		60W	AC200-240V
TLI-PL7035R-24-80W	L2400×W70×H35mm	L2390×W60×H60mm		80W	



Photometrics

1.0m	1164.3 , 944.9 lx	303.70cm
2.0m	291.1 , 236.2 lx	607.39cm
3.0m	129.4 , 105.0 lx	911.09cm
4.0m	72.8 , 59.1 lx	1214.79cm
5.0m	46.6 , 37.8 lx	1518.49cm

Max , Ave Beam angle of C180plane 113.21



STRAIGHT & CORNER JOINS

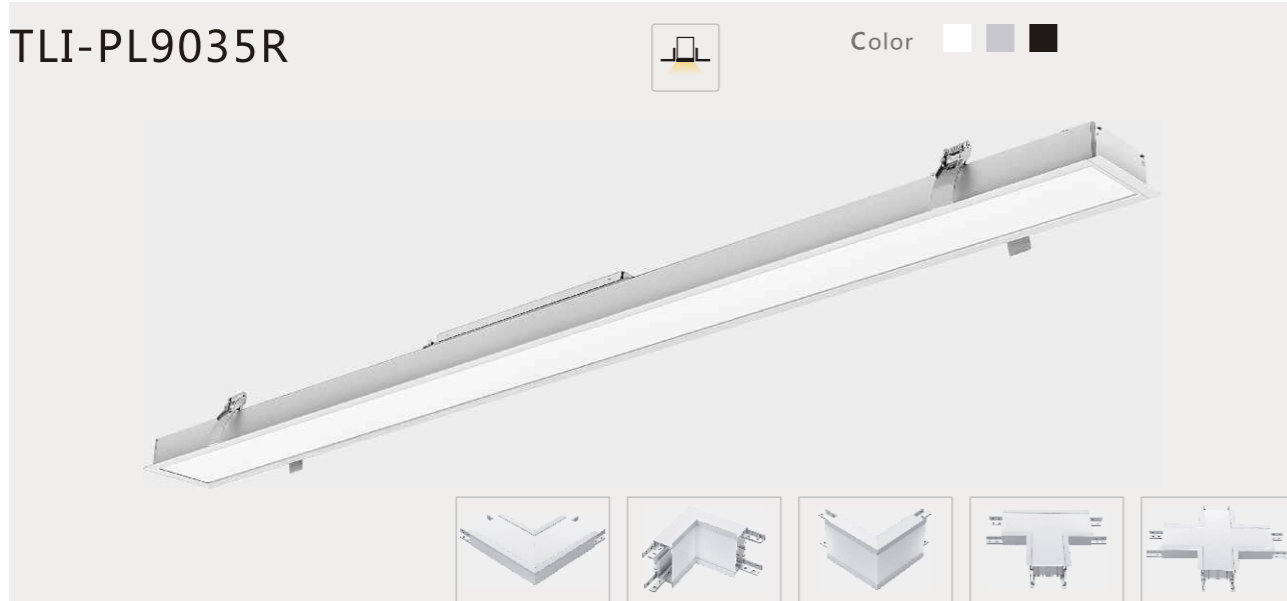
This extrusion can be joined in linear or 90 degree accessories. Giving you flexibility in all applications.

Diffuser lengths are available up to 20m long, therefore if you have multiple joins you have the option to have a clean complete diffuser. Order separately.

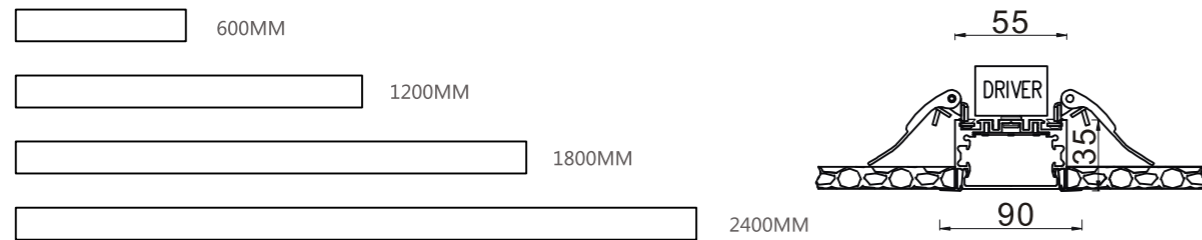
TLI-PL9035R



Color



Size

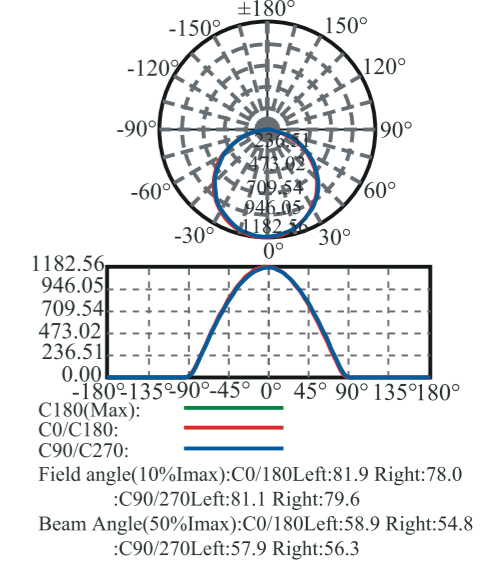
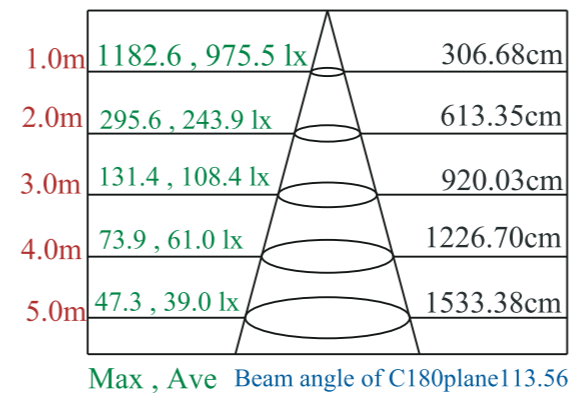


Product Specifications

Product model	Size	Hole size	Color temperature	Power	Input voltage
TLI-PL9035R-06-20W	L616×W90×H35mm	L605×W80×H60mm	3000K/4000K/6000K	20W	AC100-277V
TLI-PL9035R-12-40W	L1211×W90×H35mm	L1200×W80×H60mm		40W	
TLI-PL9035R-18-60W	L1806×W90×H35mm	L1800×W80×H60mm		60W	AC200-240V
TLI-PL9035R-24-80W	L2400×W90×H35mm	L2390×W80×H60mm		80W	



Photometrics



STRAIGHT & CORNER JOINS

This extrusion can be joined in linear or 90 degree accessories. Giving you flexibility in all applications.

Diffuser lengths are available up to 20m long, therefore if you have multiple joins you have the option to have a clean complete diffuser. Order separately.

TLI Profile lighting System
TLI-PL9029



TLI-PL9048



TLI-PL8005



Profile lighting System TLI
TLI-PL85575



TLI-PL9046



TLI-PL9051



TLI-PL87575



TLI-PL810064



TLI Profile lighting System
TLI-PL9001R



TLI-PL8008



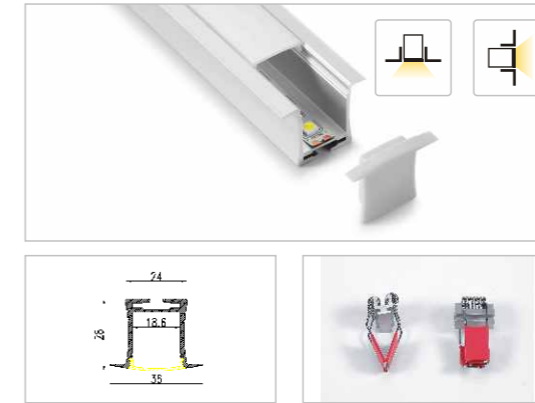
TLI-PL9002R



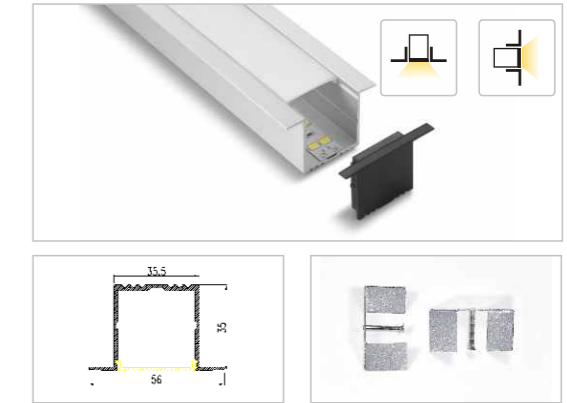
TLI-PL8010



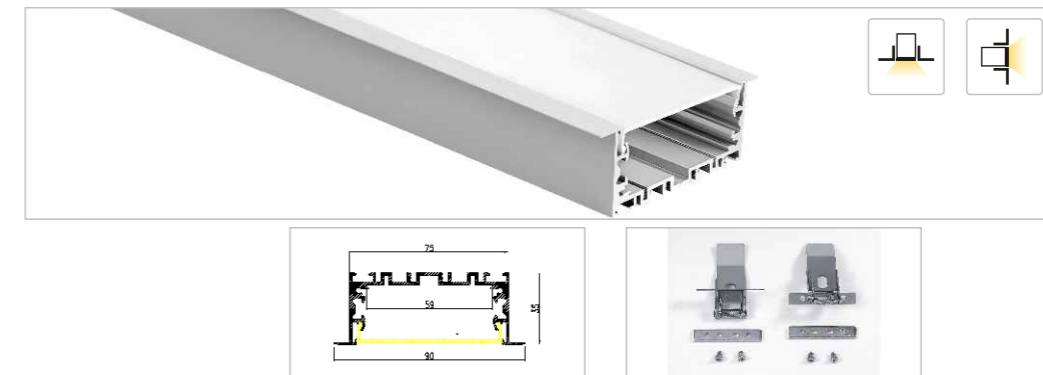
TLI-PL8011



Profile lighting System TLI
TLI-PL9017R



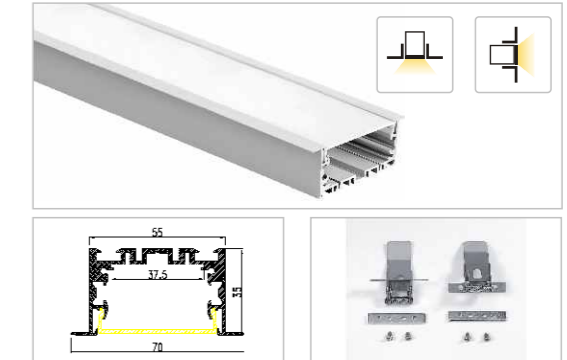
TLI-PL9047



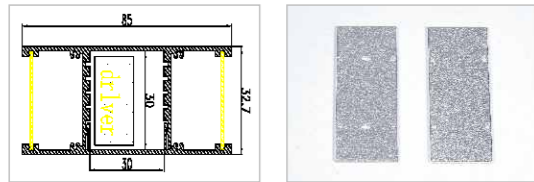
TLI-PL8014



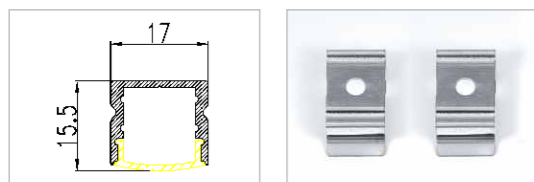
TLI-PL87035



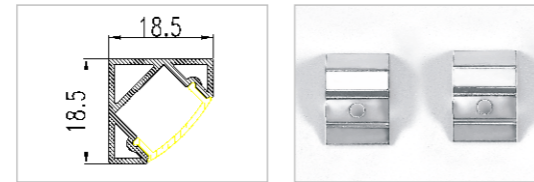
TLI Profile lighting System
TLI-PL9049



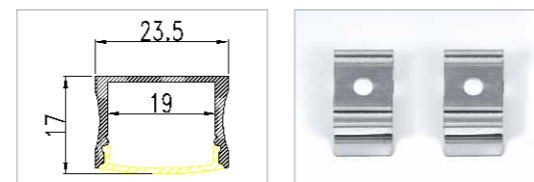
TLI-PL9004R



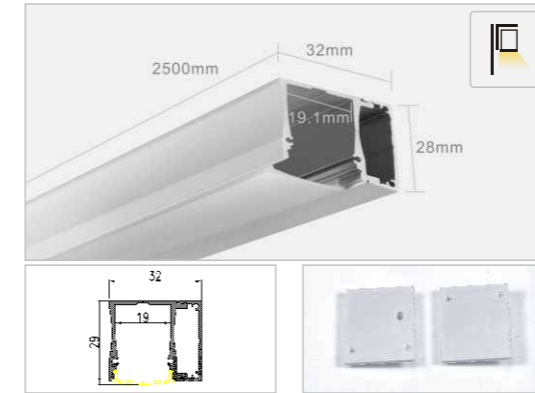
TLI-PL9007



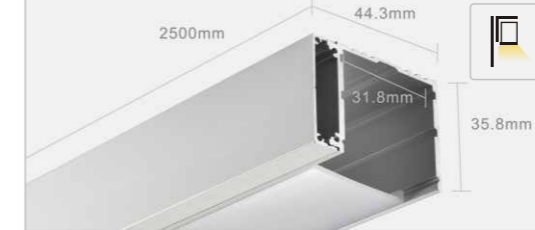
TLI-PL8016



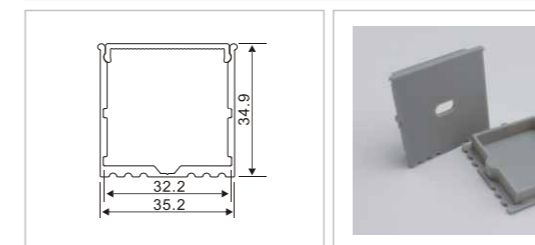
TLI-PL8017



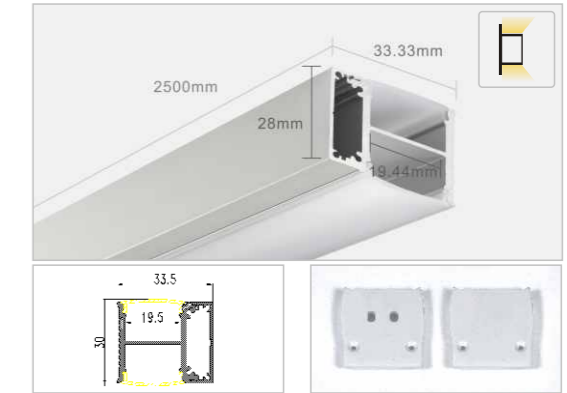
TLI-PL8021



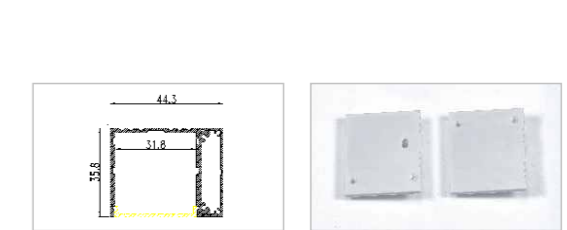
TLI-PL9018



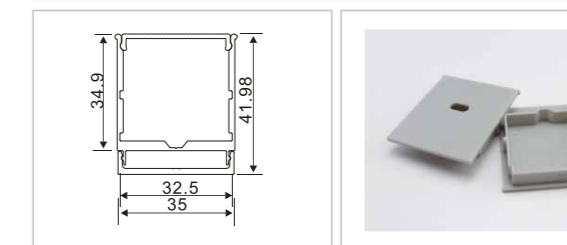
Profile lighting System TLI
TLI-PL8018



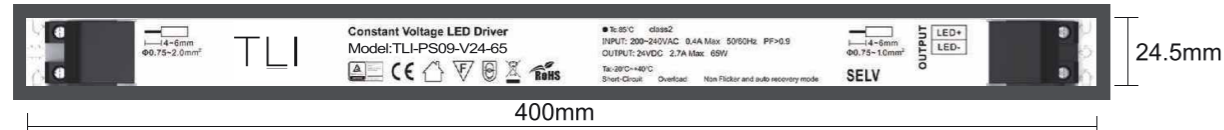
TLI-PL9020



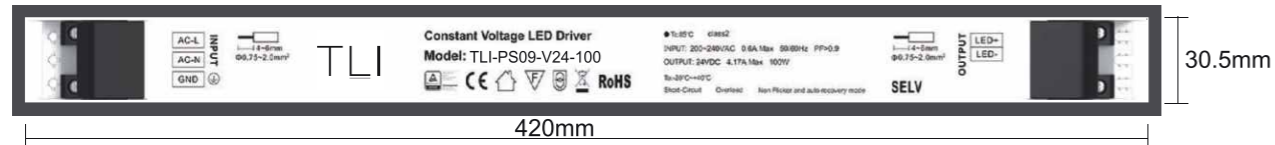
TLI-PL9020



Non-dimmable power supply, Constant voltage or constant current

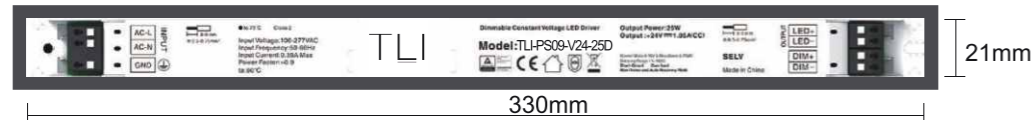


TLI-PS09-V24-65



TLI-PS09-V24-100

3-in-1 dimmable power supply, Constant voltage or constant current



TLI-PS09-V24-25D




TLI-PS09-V24-65D



TLI-PS09-V24-100D



Non-dimmable power supply



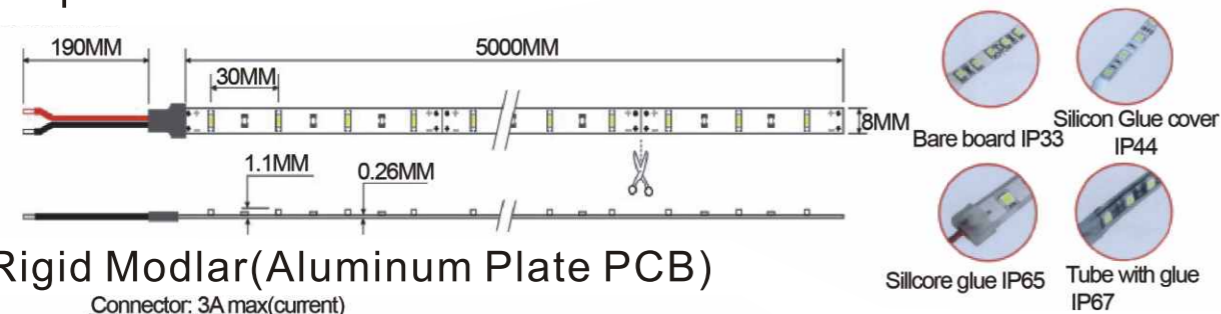
	TLI-PS09-V24-65	TLI-PS09-V24-100
Voltage input	200~240VAC 50/60Hz	200~240VAC 50/60Hz
Current input	0.4A Max	0.6A Max
Voltage output	24VDC	24VDC
Current output	2.7A Max	4.17A Max
Power	65W	100W
Power factor	>0.95	>0.95
Efficiency	90%	90%
Size	400×24.5×22mm	420×30.5×26mm

3-in-1 dimming power supply

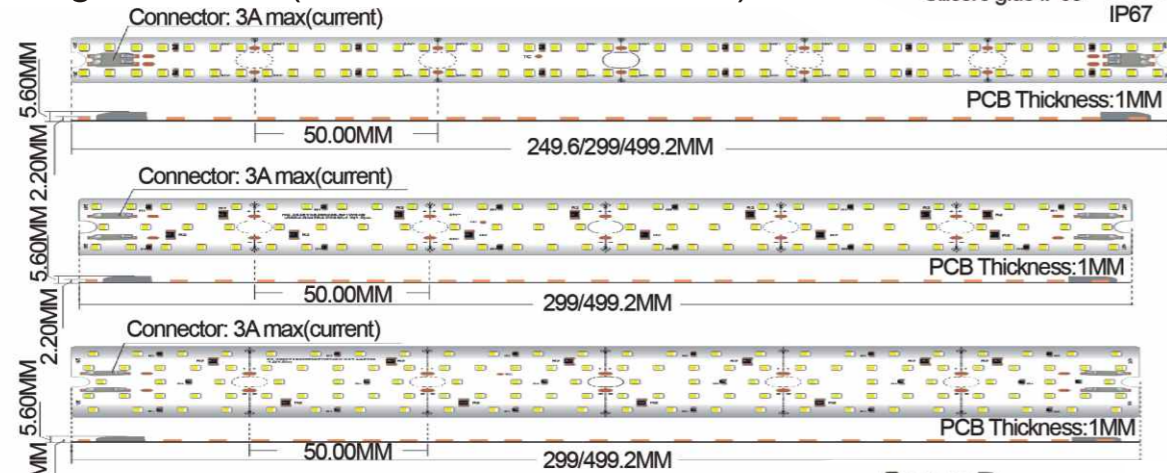


	TLI-PS09-V24-25D	TLI-PS09-V24-65D	TLI-PS09-V24-100D
Voltage input	100~277VAC 50/60Hz	100~277VAC 50/60Hz	100~277VAC 50/60Hz
Current input	0.35A Max	1.0A Max	1.6A Max
Voltage output	24VDC	24VDC	24VDC
Current output	1.05A Max	2.8A Max	4.1A Max
Power	25W	65W	100W
Power factor	>0.95	>0.95	>0.95
Efficiency	85%	90%	92%
Size	330*21*20mm	363*34*22.5mm	390*38*28.5mm

Led Strip

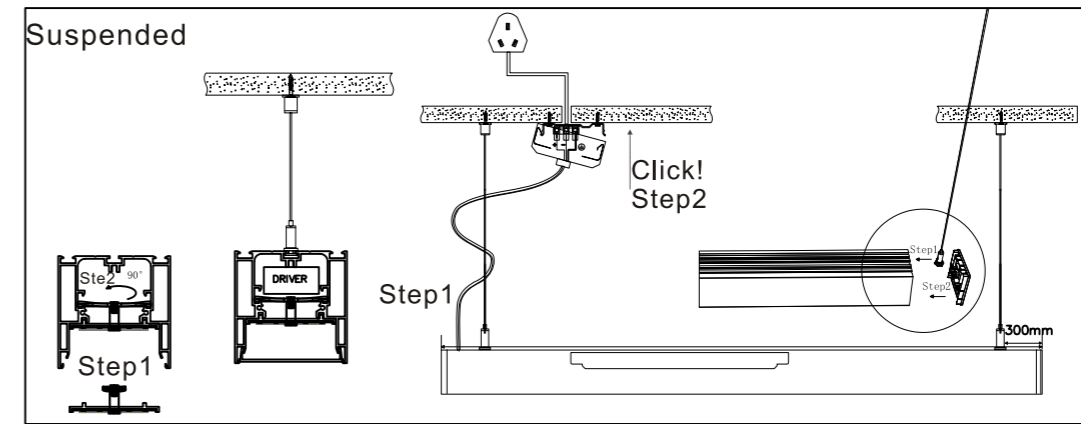


Led Rigid Modlar(Aluminum Plate PCB)

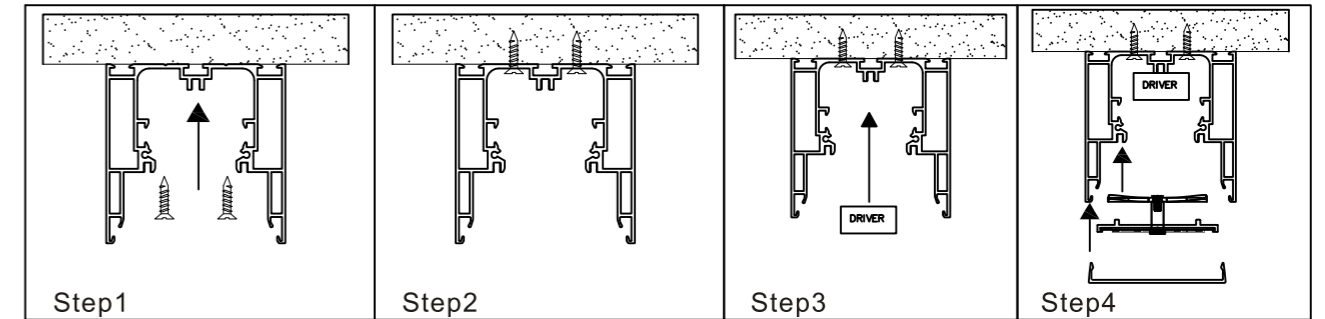


CODE	Description	Voltage	Watt(W/M)	LEDs/M	Colour	Package	Qty/Ctn
TLI-BAR5050ST30-7W	IP33&IP44 IP65&IP67	DC12 DC24 DC5	7	30	ww,cw,red, blue,green, yellow,RGB	5M/roll	25
TLI-BAR5050ST60-14W			14	60			
TLI-BAR3528T60-5W			4.8	60			
TLI-BAR3528T120-10W			9.6	120			

Installation



Surface mouted / wall mouted diagram



Embedded

